



**SAUDI PAK INDUSTRIAL AND AGRICULTURAL INVESTMENT COMPANY LIMITED**  
**UNCONSOLIDATED STATEMENT OF FINANCIAL POSITION**  
**AS AT DECEMBER 31, 2023**

	Note	2023 -----Rupees-----	2022
<b>ASSETS</b>			
Cash and balances with treasury banks	6	134,586,641	116,437,350
Balances with other banks	7	90,301,307	127,875,540
Lendings to financial institutions	8	3,249,994,713	-
Investments	9	35,336,523,039	36,321,015,128
Advances	10	8,262,220,142	9,119,290,062
Non-current asset classified as held for sale	11	-	-
Property and equipment	12.1	4,048,080,647	4,140,381,949
Right-of-use asset	12.2	24,548,938	41,414,620
Intangible assets	13	6,457,046	6,392,003
Deferred tax assets	17	174,945,204	58,011,030
Other assets	14	4,809,762,784	3,675,883,486
		<u>56,137,420,461</u>	<u>53,606,701,168</u>
<b>LIABILITIES</b>			
Bills payable		-	-
Borrowings	15	37,199,288,126	36,774,866,849
Deposits and other accounts	16	3,665,000,000	1,953,000,000
Lease liabilities		-	-
Subordinated debt		-	-
Deferred tax liabilities	17	-	-
Other liabilities	18	1,094,257,042	835,273,389
		<u>41,958,545,168</u>	<u>39,563,140,238</u>
<b>NET ASSETS</b>			
		<u>14,178,875,293</u>	<u>14,043,560,930</u>
<b>REPRESENTED BY</b>			
Share capital	19	6,765,000,000	6,765,000,000
Statutory reserve		1,532,998,733	1,431,486,211
General reserve		358,662,940	358,662,940
Surplus on revaluation of assets	20	1,579,378,416	1,313,231,385
Unappropriated/ Unremitted profit		3,942,835,204	4,175,180,394
		<u>14,178,875,293</u>	<u>14,043,560,930</u>
<b>CONTINGENCIES AND COMMITMENTS</b>			
	21		9


The annexed notes 1 to 43 and annexure I form an integral part of these financial statements.

  
 GM/Chief Executive

  
 Chief Financial Officer

  
 Director

  
 Director

  
 Director